

Lombard Restaurant Week 2026

Jan 23 - Feb 1, 2026

Chain:



Restaurant Week 2026

N/A

Lombard Restaurant Week 2026

Jan 23 - Feb 1, 2026



Metrics

Restaurant Week 2026

Custom Chain

| | | | |
|--------------------------|----------|------------------------|------|
| Visits | 60.7K | Avg. Visits / Location | 1.5K |
| Locations Showing Visits | 40 | Locations Coverage | N/A |
| Avg. Dwell Time | 69.9 Min | | |

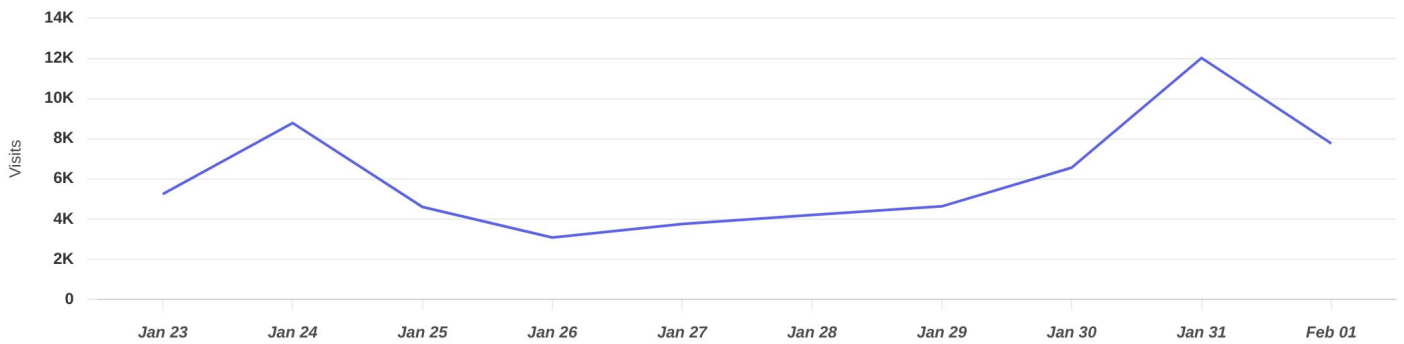
Jan 23rd, 2026 - Feb 1st, 2026
Data provided by Placer Labs Inc. (www.placer.ai)



Visits Trend

Restaurant Week 2026

Custom Chain



* Chain coverage percentages should be taken into account when comparing absolute numbers

Daily | Visits | Jan 23rd, 2026 - Feb 1st, 2026
Data provided by Placer Labs Inc. (www.placer.ai)



Lombard Restaurant Week 2026

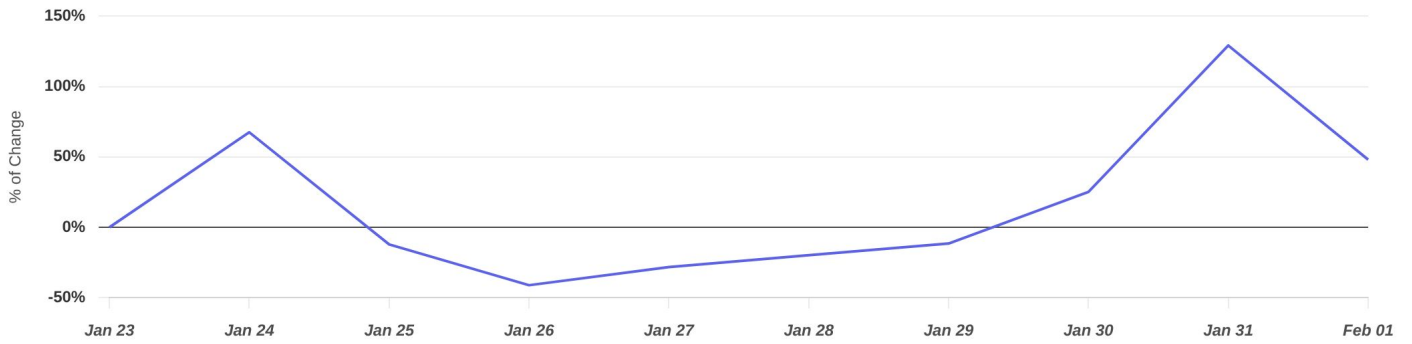
Jan 23 - Feb 1, 2026



Baseline Trend

Restaurant Week 2026

Custom Chain



Daily | Jan 23rd, 2026 - Feb 1st, 2026

Data provided by Placer Labs Inc. (www.placer.ai)



Audience Overview

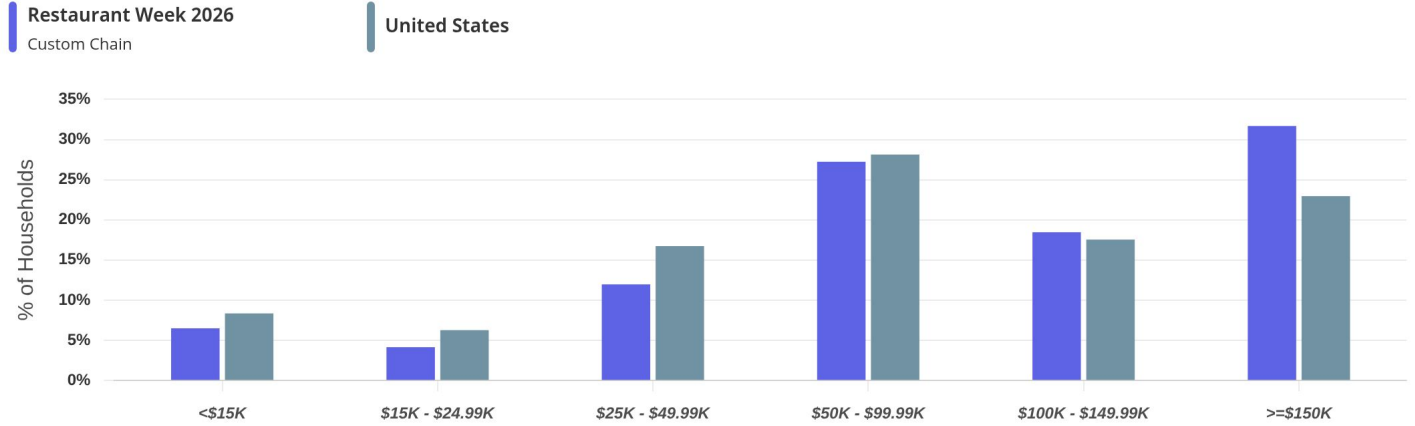
Summary

| Chain | Median Household Income | Bachelor's Degree or Higher | Most Common Ethnicity | Persons per Household |
|---|-------------------------|-----------------------------|-----------------------|-----------------------|
| Restaurant Week 2026 Custom Chain | \$100.3K | 49.2% | White (58.9%) | 2.55 |
| United States | \$81.2K | 35.7% | White (57.4%) | 2.59 |

Jan 23rd, 2026 - Feb 1st, 2026 | Data Source: Census 2024
Data provided by Placer Labs Inc. (www.placer.ai)



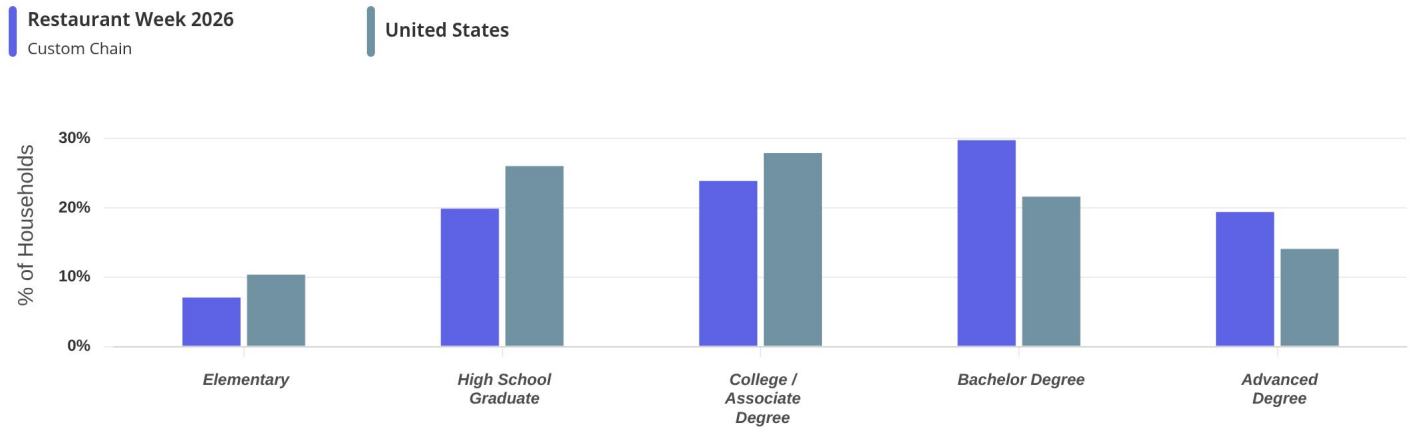
Household Income



Jan 23rd, 2026 - Feb 1st, 2026 | Data Source: Census 2024
Data provided by Placer Labs Inc. (www.placer.ai)



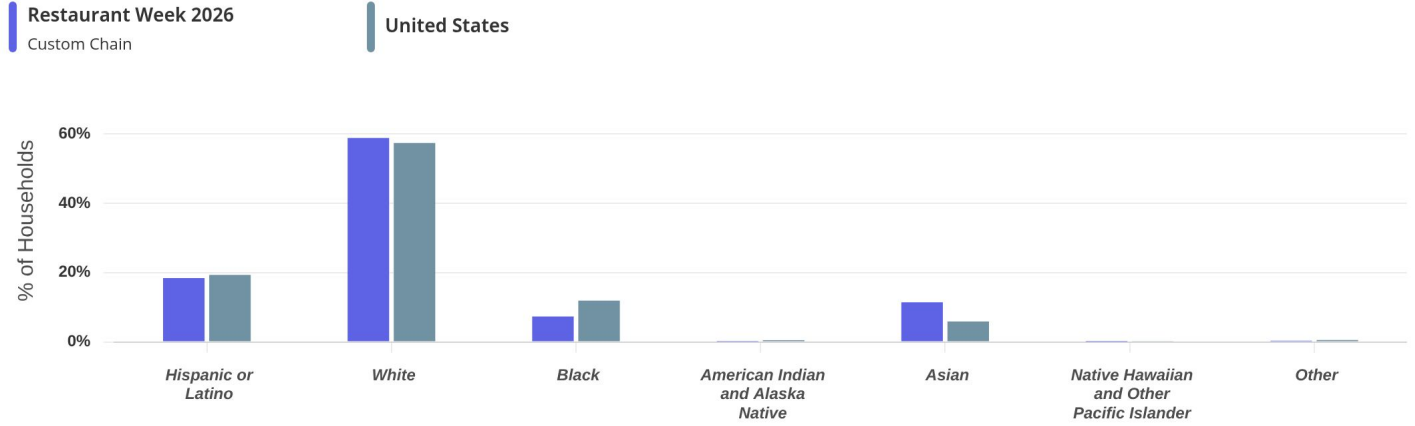
Education



Jan 23rd, 2026 - Feb 1st, 2026 | Data Source: Census 2024
Data provided by Placer Labs Inc. (www.placer.ai)



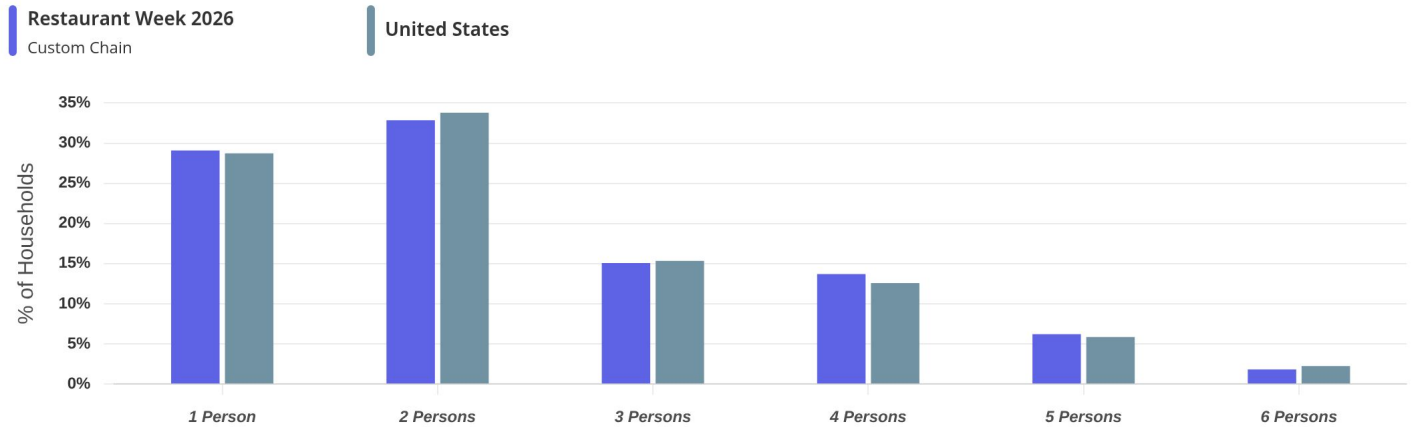
Ethnicity



Jan 23rd, 2026 - Feb 1st, 2026 | Data Source: Census 2024
Data provided by Placer Labs Inc. (www.placer.ai)



Household Size



Jan 23rd, 2026 - Feb 1st, 2026 | Data Source: Census 2024
Data provided by Placer Labs Inc. (www.placer.ai)



Lombard Restaurant Week 2026











Jan 23 - Feb 1, 2026



Ranked Locations

Restaurant Week 2026

Custom Chain

| Rank | Name | Total Visits |
|------|---|--------------|
| 1 |  Dave & Buster's 306 Yorktown Shopping Center, Lombard, IL 60148 | 5.6K |
| 2 |  Qahwah House - Lombard 406 E Roosevelt Rd, Lombard, IL 60148 | 4.2K |
| 3 |  Greek Islands 300 E 22nd St, Lombard, IL 60148 | 3.9K |
| 4 |  P.F. Chang's 2361 Fountain Square Dr, Lombard, IL 60148 | 3.7K |
| 5 |  Matari Coffee Co 1300 S Main St, Lombard, IL 60148 | 3.7K |
| 6 |  GIA MIA Lombard 310 Yorktown Shopping Ctr, Lombard, IL 60148 | 3.6K |
| 7 |  Empire Burgers and Brew 94 Yorktown Mall Dr, Lombard, IL 60148 | 3.2K |
| 8 |  Bumper 2 Burger 715 S Main St, Lombard, IL 60148 | 2.6K |
| 9 |  Noodles Me Plz 1300 S Main St, Lombard, IL 60148 | 2.3K |
| 10 |  Egg House 2 W St Charles Rd, Lombard, IL 60148 | 2.1K |

Total | Nationwide | Jan 23rd, 2026 - Feb 1st, 2026

Data provided by Placer Labs Inc. (www.placer.ai)



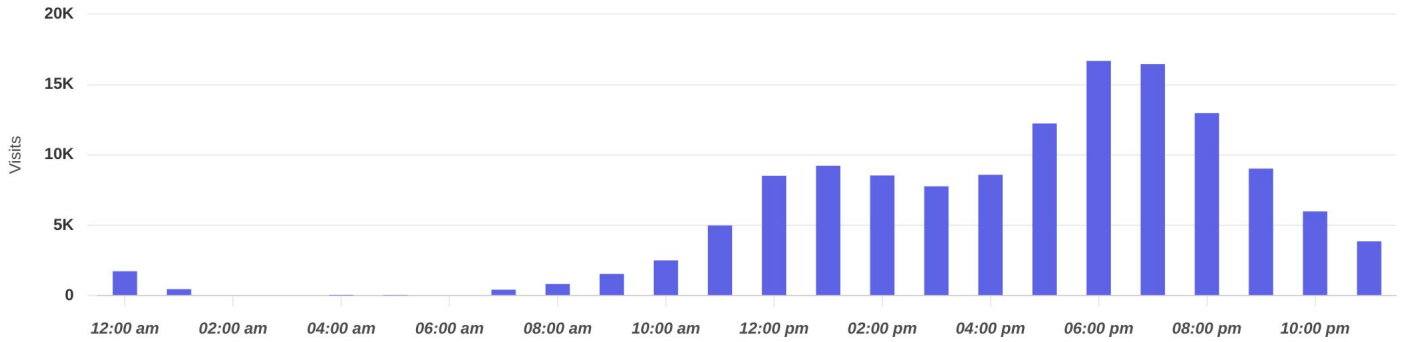
Lombard Restaurant Week 2026

Jan 23 - Feb 1, 2026



Hourly Visits

Restaurant Week 2026
Custom Chain

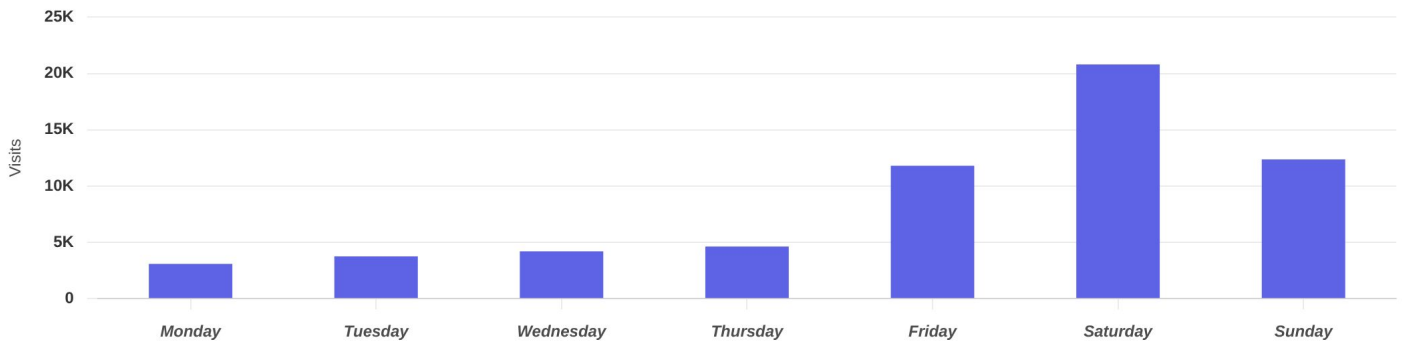


Visits | Jan 23rd, 2026 - Feb 1st, 2026
Data provided by Placer Labs Inc. (www.placer.ai)



Daily Visits

Restaurant Week 2026
Custom Chain

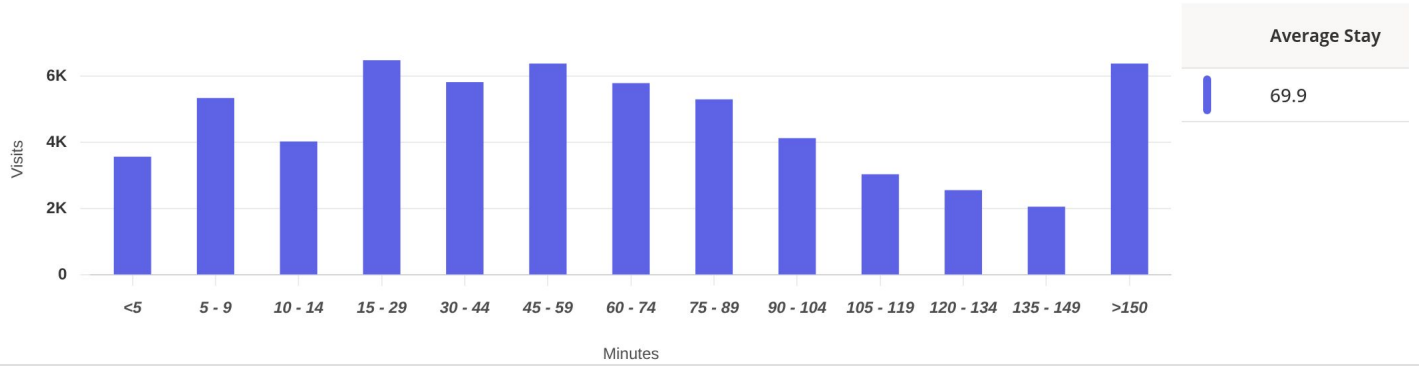


Visits | Jan 23rd, 2026 - Feb 1st, 2026
Data provided by Placer Labs Inc. (www.placer.ai)



Visit Duration

Restaurant Week 2026
Custom Chain



Visits | Jan 23rd, 2026 - Feb 1st, 2026
Data provided by Placer Labs Inc. (www.placer.ai)

